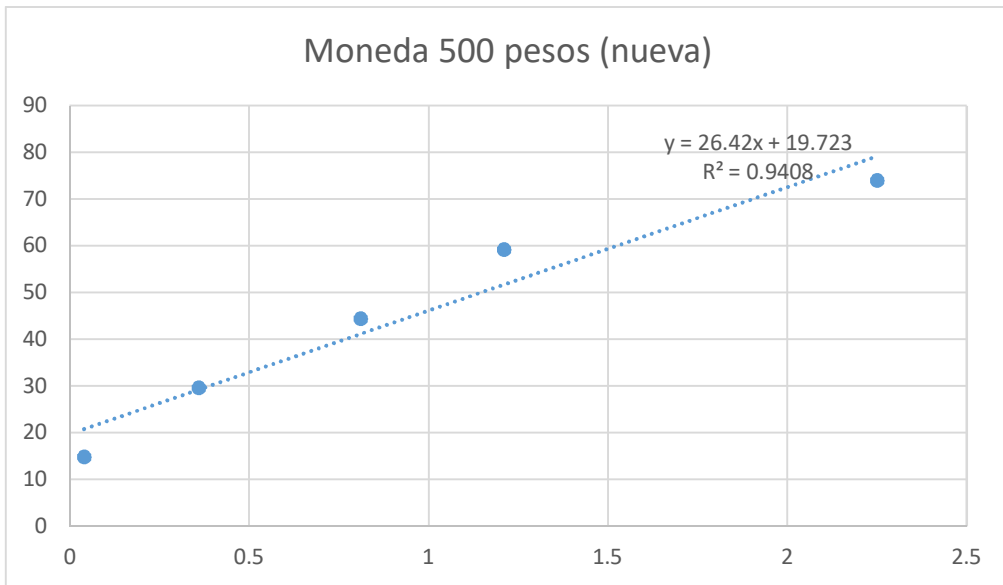


Moneda 500 pesos (nueva)		
x	t	t2
14.8	0.2	0.04
29.6	0.6	0.36
44.4	0.9	0.81
59.2	1.1	1.21
74	1.5	2.25

t2	x
0.04	14.8
0.36	29.6
0.81	44.4
1.21	59.2
2.25	74

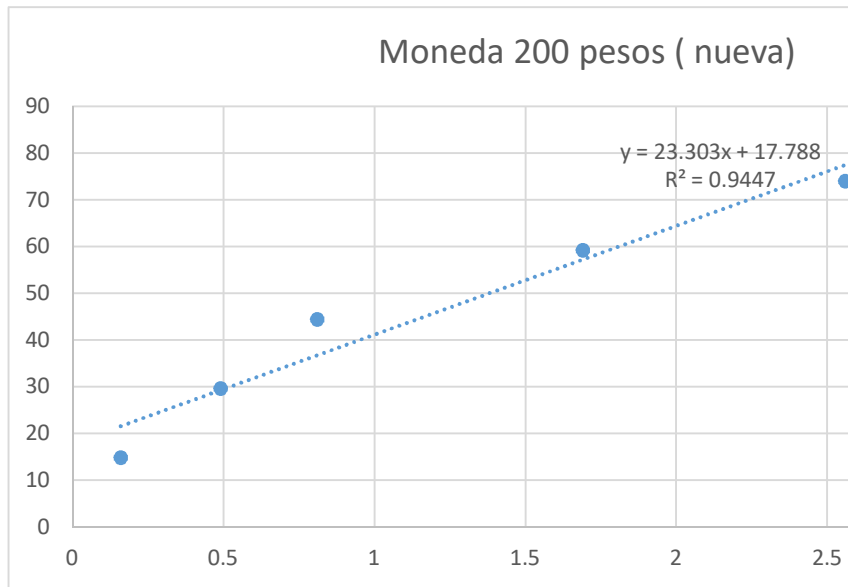


En el calculo manual dio 53.655

Se cree que el error es un calculo no muy preciso en el momento del experimento

Moneda 200 pesos (nueva)		
x	t	t2
14.8	0.4	0.16
29.6	0.7	0.49
44.4	0.9	0.81
59.2	1.3	1.69
74	1.6	2.56

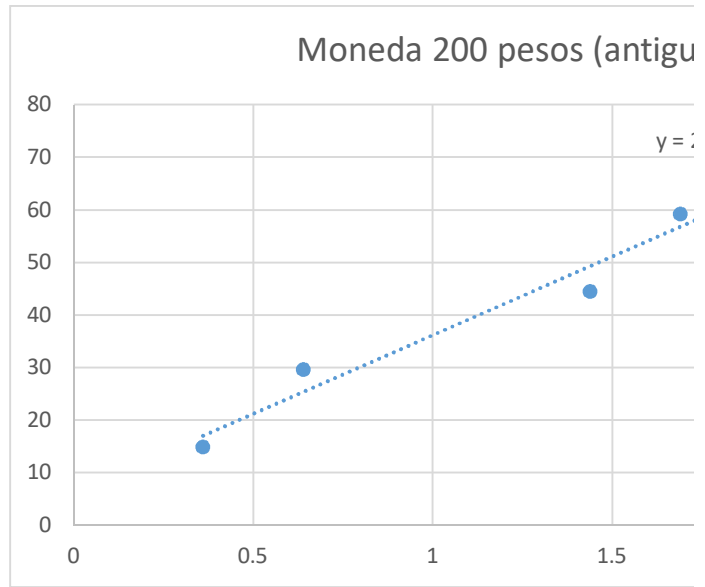
t2
0.16
0.49
0.81
1.69
2.56



En el calculo manual dio 47.324

x
14.8
29.6
44.4
59.2
74

Moneda 200 pesos (antigua)		
x	t	t2
14.8	0.6	0.36
29.6	0.8	0.64
44.4	1.2	1.44
59.2	1.3	1.69
74	1.5	2.25



En el calculo manual dio 60.728

t2	x
0.36	14.8
0.64	29.6
1.44	44.4
1.69	59.2
2.25	74

1a)

