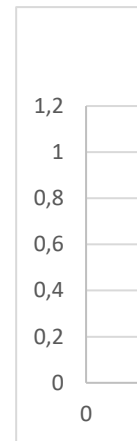
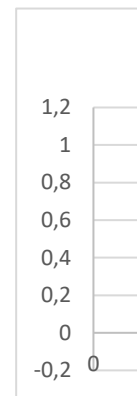


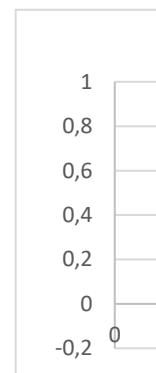
Canica N1	Posicion	Tiempo	
	10	0,25	0,0625
	20	0,48	0,2304
	30	0,64	0,4096
	40	0,81	0,6561
	50	0,98	0,9604



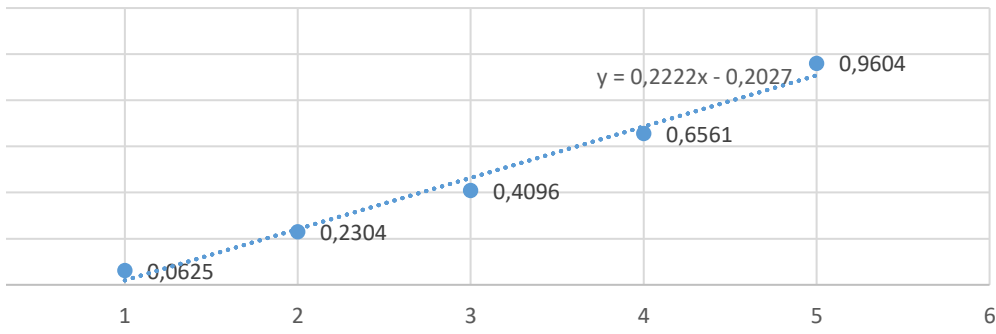
Canica N2	Poscion	Tiempo	
	10	0,25	0,0625
	20	0,43	0,1849
	30	0,65	0,4225
	40	0,84	0,7056
	50	1	1



Canica N3	Poscion	Tiempo	
	10	0,2	0,04
	20	0,4	0,16
	30	0,61	0,3721
	40	0,82	0,6724
	50	0,93	0,8649



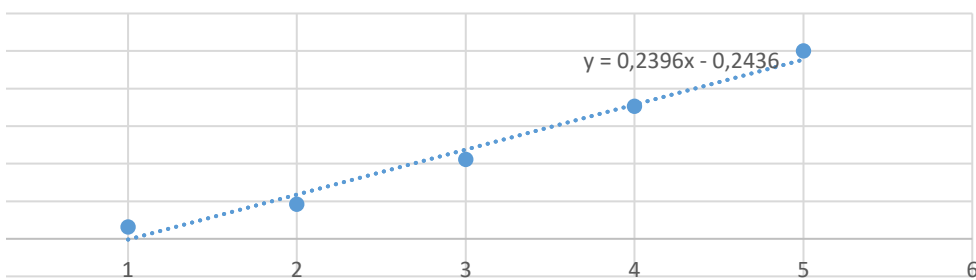
Título del gráfico



$$\frac{2 \times (0.222)}{\cos(10)}$$

$$= 0.$$

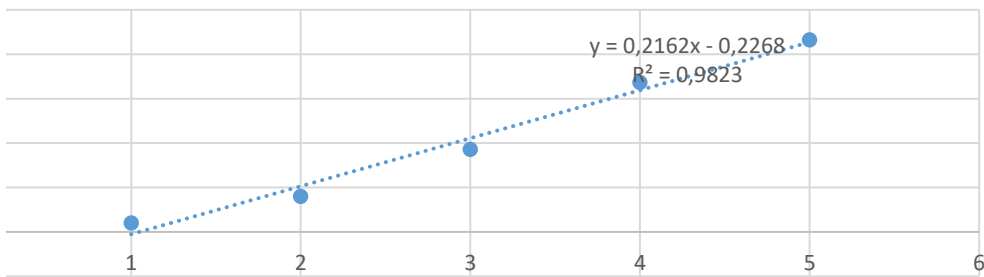
Título del gráfico



$$\frac{2 \times (0.239)}{\cos(10)}$$

$$= ($$

Título del gráfico



$$\frac{2 \times 0.216}{\cos(10)}$$

$$= ($$

